

2012 UC Student Sustainability Survey

Dr Matt Morris, Sustainability Advocate, UC Sustainability Office, October 2012

Introduction and Methods

The purpose of this survey was partly to validate the results of the inaugural 2011 UC Sustainability Survey, and partly to tes

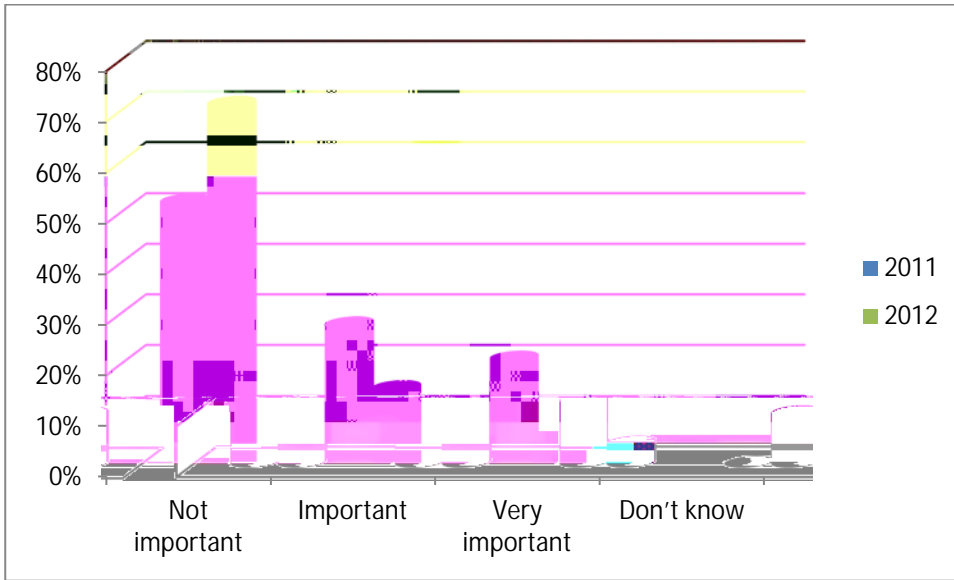


Figure 5: Relative importance of UC's sustainability credentials in choosing to study here, 2011-2012

Sustainability is an important feature of current study and research at UC

56% of students reported that sustainability was part of, or strongly connected to their research or studies, with a further 5% saying they intended to do some sustainability studies or research in the future. 40% of students said that their research or studies did not cover sustainability.

There were no changes in the Likert scale for this question, and the results are very similar across both years (Figure 6). The most significant difference was that the numbers of students engaged in studies or research with a strong focus on sustainability have increased from 8% to 15%.

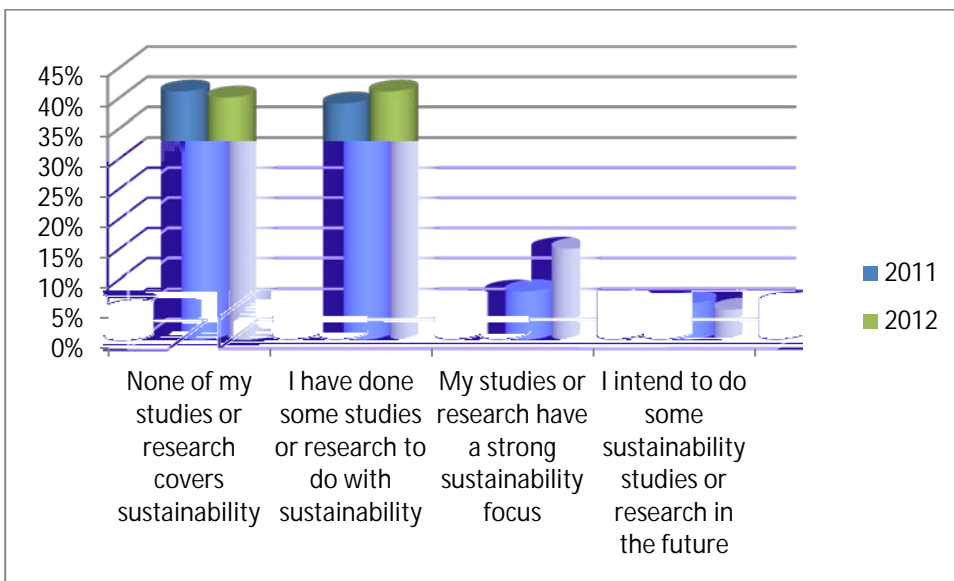


Figure 6: Amount of sustainability content currently in courses or research, 2011-2012

Students would prefer a stronger focus on sustainability in their research or studies

In 2012 we asked if students would like a stronger sustainability focus in their studies or research. This question was not asked in 2011. In 2012, 39% of students said they would prefer a stronger focus on sustainability in their research or studies. When this is broken down by college the results are interesting. 42% of Engineering students would like a stronger sustainability focus to their studies, 41% of Law students, 39% of Business and Economics students and 38% of Science students.

40% of Law students said 'no' to this question, as did 38% of Business and Economics students and 33% of Arts students. Education students were the most uncertain, with 32% of them saying 'don't know'.

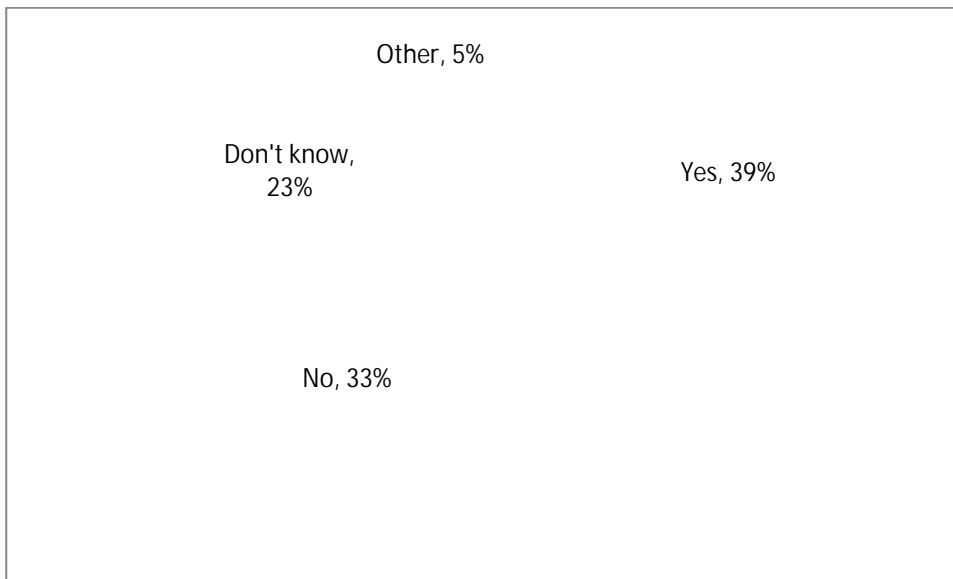


Figure 7: Interest amongst students in a stronger sustainability focus to their studies or research

Students see UC doing well in its sustainability performance

Despite seemingly not knowing much about UC's sustainability credentials when choosing to study here, 36% of students thought that the university's progress on sustainability was good, and a further 3% thought it was strong. However, 15% felt it was terrible or weak. 27% had no strong feelings either way and one fifth simply didn't know.

Figure 8: Beliefs about the University of Canterbury's progress on sustainability

Student ambivalence about the sustainability performance of their colleges

When asked about their own college's performance on sustainability, the result was somewhat ambiguous, with 60% reporting a neutral response and 32% reporting that they were satisfied or very satisfied. Only 8% reported that they were either dissatisfied or very dissatisfied with their college's performance in this respect.

Broadly speaking, grouping together the 'very dissatisfied' and 'dissatisfied' categories, the most dissatisfied groups of students are Education students, of whom 16% fell into this category, Arts (10%) and Law (9%). Conversely, grouping together 'satisfied' and 'very 'satisfied' categories, the most satisfied groups of students are in Engineering (38

UC Students have a resource-use, future-focussed understanding of sustainability

As in 2011, we invited respondents to tell us what they thought sustainability means. A simple analysis of the most commonly used words in such definitions reveals a striking similarity across S11(e)9T

Conclusions

The following conclusions can be drawn from this exercise:

- x The larger sample appears to have captured a wider range of views
- x Where Likert scales were adjusted in 2012 to balance 'positive' views with 'negative' views, 'positive' responses were reduced. The scales were adjusted for questions about relative importance of sustainability for future employment and choosing UC as a place to study, as well as the sustainability performance of UC (s)2(p)4(m)1(h)6(d)2(s)0(v)2(l)11(0)-1(g)3(w)-6(s)10 Tc 31