

# Assistive Technology & Alternative Format Centre

Disability Resource Service

University of Canterbury

Ginger (free version) Quick Start Guide

## Table of contents

Use Ctrl + Left Click to go to page. To return to Table use Alt+Left Arrow

Overview .....	1.....
How it works .....	2.....
Quick access tools on the floating button: .....	3.....
Speak.....	3.....
Rephrase.....	3.....
Write.....	3.....
Personal Trainer.....	4.....
Settings.....	4.....
Write .....	5.....
Translate .....	6.....
Dictionary .....	7.....
Synonyms .....	8.....
Favorites .....	9.....
Phrase of the Day .....	10.....
Personal Trainer .....	11.....
Tell a friend .....	12.....
Personal Dictionary .....	13.....
Tutorial .....	14.....
Settings .....	15.....

## Overview

---

Ginger is useful for individuals with print disabilities and for those whose second language is language. It offers







#### Personal Trainer :

Personal trainer helps you to learn from the mistakes you. It remembers your past mistakes and develops practice sessions in order to help you improve your writing style and become a better communicator.




#### Settings :

When you click on Settings, the following window opens with the full range of tools as seen in the margin of the window below. This is a writing window that opens when you click on the Ginger icon too.

## Write

Ginger offers a writing window for users to compose writing samples rather than using other programs such as Microsoft word. From this window, the user can access spelling and grammatical support, sentence rephrasing support, the ability to favorite written text for later





## Dictionary


This feature provides a definition with examples of grammatical uses, such as nouns, verbs and adjectives. To access, click Dictionary on the Left hand menu, type the word or phrase in the top search box and click the magnifying glass icon to the right. Results will appear in the drop down window. Under the definitions, origin of the word may appear in the “See also” window. The user may click these words for additional definitions and uses of the word.



## Synonyms


This feature allows the user to access additional vocabulary when writing. To access the feature click on the Synonyms in the left hand menu, type in desired word in the search window and click the magnifying glass icon. The pop up window gives synonym options to the word searched by the user. By clicking on the synonym options, Ginger software will input the selected word in to the user's written text.





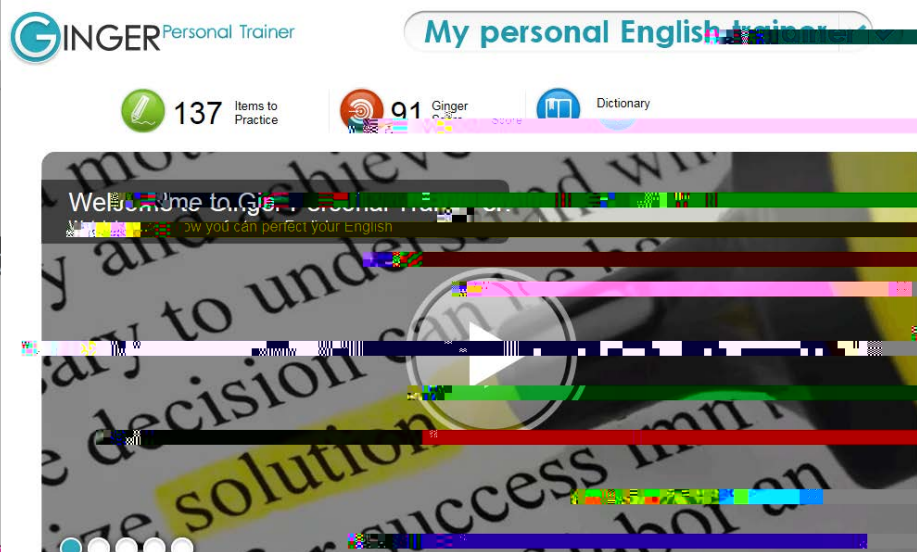
## Favorites

Favorites lets you save text you're working on to complete later and also lets you create templates that you can use when relevant. To save a text to favourites, click on the star button.




### Phrase of the Day

This tool provides background information, meaning and interesting facts regarding common phrases in used in English language



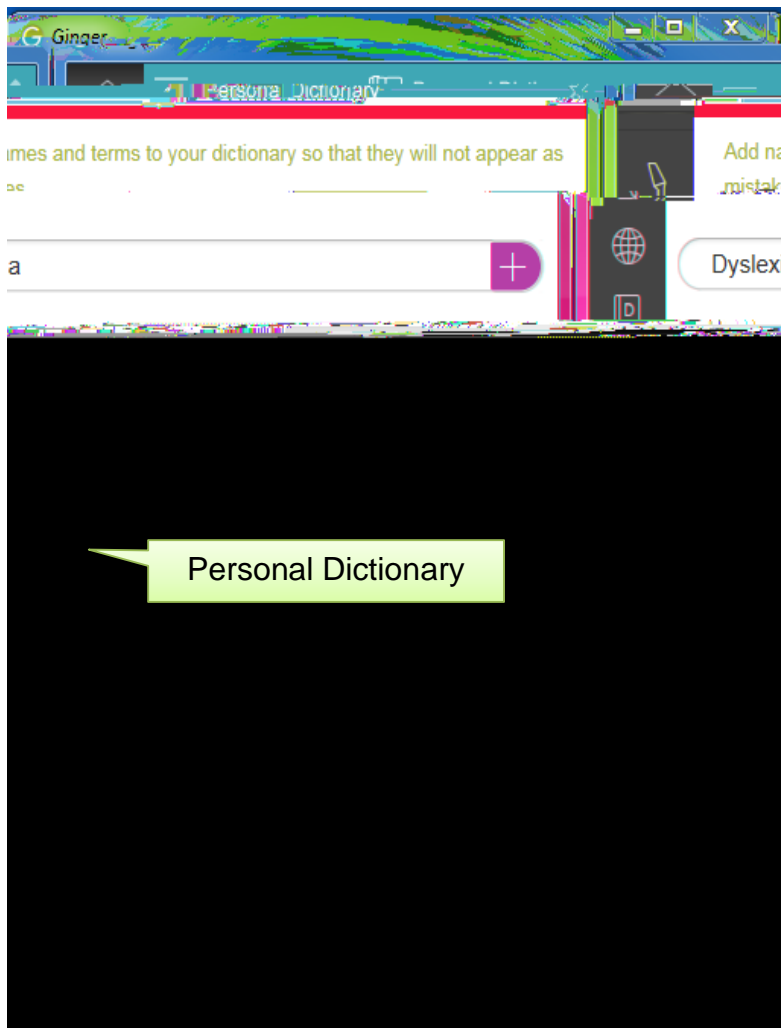
## Personal Trainer

Personalised practice sessions provide analysis based on mistakes and helps in improving better communication in fluent English.



Tell a friend

Single click access to communicate via email, social media etc.



## Personal Dictionary

New names and terms can be added to dictionary/vocabulary so that they do not show up as mistakes

## Tutorial

This tool offers a guided tour of Gingers feature



