

Dragon Naturally Speaking Version 13.0

Table of Contents

Use Ctrl + Left Click to go to page. To return to Table use Alt+Left Arrow

Overview.....	2
Start:.....	2
Dragon Sidebar.....	4
Dragon Toolbar.....	5
Profile	5
Tools.....	5
Vocabulary.....	6
Modes.....	6
Audio	7
Help	8
Android or iPhone as a microphone.....	8
Some useful commands	9

4. Dragon will then open the toolbar (shown below) and place it along the top of your desktop screen. The microphone is turned off at this stage.



M(i)d [(T.)5(he m)-3on stag5

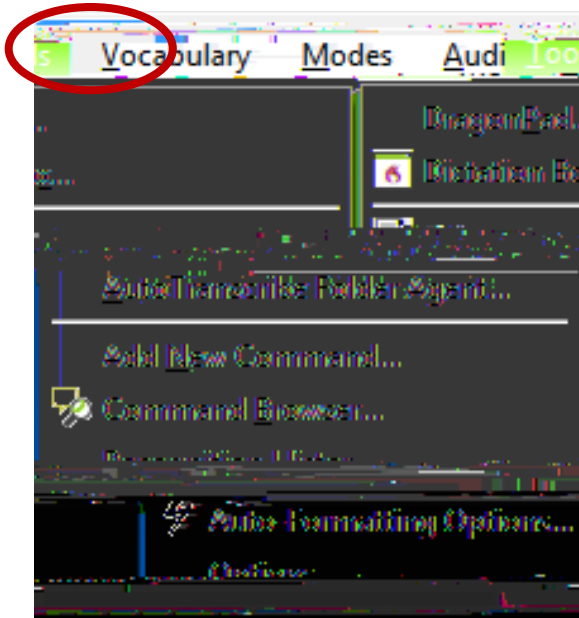
6. When you turn the microphone on it stands upright and turns green and Dragon is ready to convert your speech into text. The feedback box will show, "Normal Mode: You can dictate and use voice commands."

Dragon Toolbar

Profile

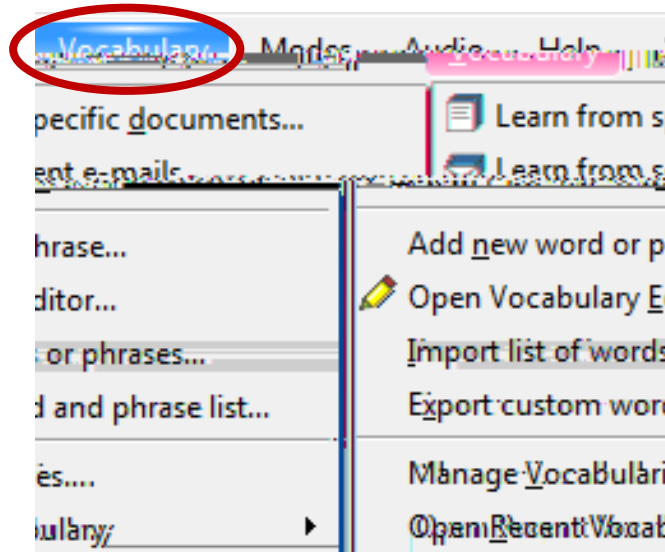
The drop down menu under Profile allows the user to create new user profile, select your dictation source (example: microphone, smartphone or digital recorder), add region based vocabulary to your profile, switch, open, close, backup, restore, save user profiles and exit Dragon. See figure bem4ro5r

This option provides tools for writing into a DragonPad or Dictation box, transcribing text from outside sources like a digital recorder, adding a new command, viewing a list of commands for common programs, as well as formatting options. See figure below:

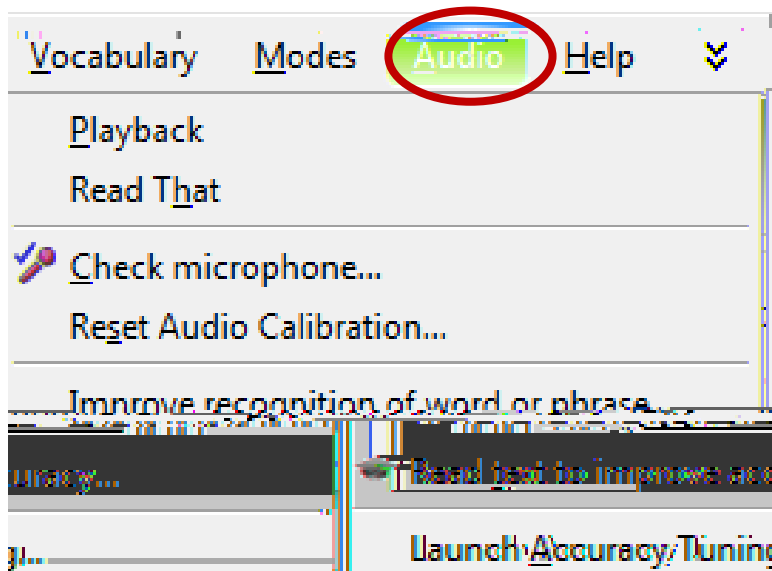


Vocabulary

The drop down menu under Vocabulary allow you to get Dragon to learn new vocabulary to your profile or have Dragon browse through all your documents and/or emails to learn new words or phrases you commonly use. You can also import, export and edit your list of words. See figure below:

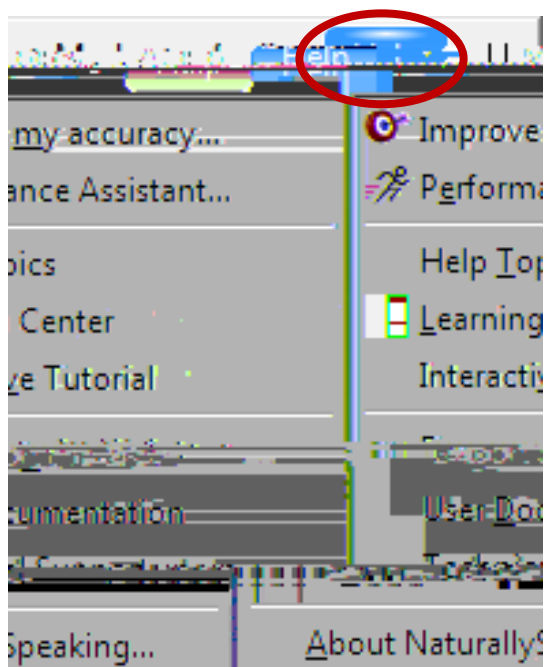


Modes



Help

These options provide tutorials and learning materials to help improve accuracy, speed of recognition and receive technical support. See figure below:



Android or iPhone as a microphone

To use your smart device as a microphone, Dragon Dictation app will need to be downloaded.

Some useful commands

For microphone

Pause: "Go to sleep"

Continue: "Wake up"

Microphone off: "Microphone off"

For web browsing

Search: "Search the web for <xyz>"

Find: "Find a website about <xyz>"

Search title: "Search Amazon for <xyz>"